




a_e saying /ai/

Lolo's Magic Snaps



Let's practise Sam's Sounds and Sight Words!



dark

d



Today, we are learning to read words that contain
a_e saying /ai/.



Let's practise reading some of this week's focus words that contain **a_e**.

gam

nam

sneak

cake



Now, let's write them with the magic pencil...



Teach

game



Play



name



Play



snake



Play



Teach

cake




Play






Dad and Sam had played the snake game and were finishing the decorations. "Everything looks great!" said Dad. "Yes, we did a super job!" replied Sam happily.




Just then, the doorbell rang. It was Lolo and Lola.
Lolo had something special around his neck.



“What is that, Lolo?” said Sam looking confused.
“This is my new instant camera!” he replied.
“It prints pictures as you take them... It’s like magic!”



“Wow, that’s so cool!” answered Ben.
“I have brought it to take snaps of your party,” said Lolo.
“Do you want to practise taking some now?”



“Yes, please!” said Sam and Ben together. Lolo showed Sam and Ben what to do. They pulled funny faces and posed for the snaps!



“OK, I can go first while you help Mum and then we can swap!” said Sam excitedly.
“Good idea! I will help Mum to make our cake!”
shouted Ben as he ran off.

Sam has taken snaps of **a_e** items. Can you write them down?

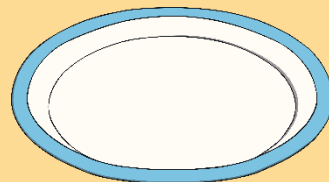





grapes



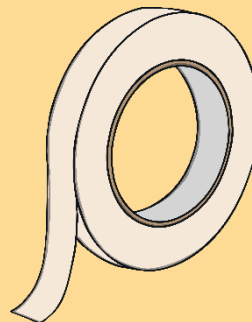
shake



plate



snake



tape

Check




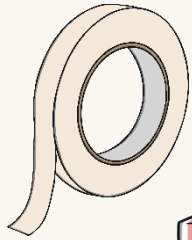


“Right, let’s get started,” said Mum with a smile. “To make this cake, we need to get mixing! Can you add the ingredients to the bowl and stir? Then, we can put it in to bake!” she added.

Ingredient Maker

Ben is looking at the recipe, and some words are faded!
Can you help him by writing the correct a_e words?







How to bake a cake:

1. Hold the bowl and **shake** the mixture in.
2. Cut the paper to fit the tin and **tape** it to the tin.
3. Put the **cake** mixture into the tin.
4. Put the tin in the oven to **bake**.
5. Move the **cake** onto a plate.
6. You must **make** sure the **cake** is cool before eating it!

Check





“The cake is finished!” yelled Ben. Dad, Sam, Lola and Lolo came into the kitchen. “Look what we have made!” said Ben, pointing to the cake proudly.

Sentence Time

What does Ben say to Sam as she comes into the kitchen?




"If I made the cake,
can I eat your part, Sam?"



Sound Buttons On/Off

Show Suggestion





“No way!” responded Sam. “I want a big piece, and so does Lolo.”
“Everyone at the party will get a piece, Sam.
The cake is big enough!” Mum laughed.

Today, we have learnt...

a_e

saying /ai/



The adventure continues next lesson!

